



MONTHLY REPORT APRIL 2026

DURING THE REPORTED MONTH, PPHI SINDH PROVIDED
FOLLOWING FREE OF COST SERVICES



Total Number of Health Facilities Managed by PPHI Sindh

S.No	Type of Health Facility	Number
01	Sindh Govt Hospital	4
02	Taluka Head Quarter Hospital	4
03	Rural Health Centre	44
04	Basic Health Unit Plus (24/7)	324
05	Basic Health Unit	459
06	Maternal and Child Health Centres	24
07	Government Dispensary	478
08	Others	153
	Grand Total	1,490

**FREE
OPD
SERVICES**


3.5

**MILLION
PATIENTS**



MALNUTRITION CASES
Treated Under 5 years

181,025



DIARRHEA CASES
Treated under 5 years

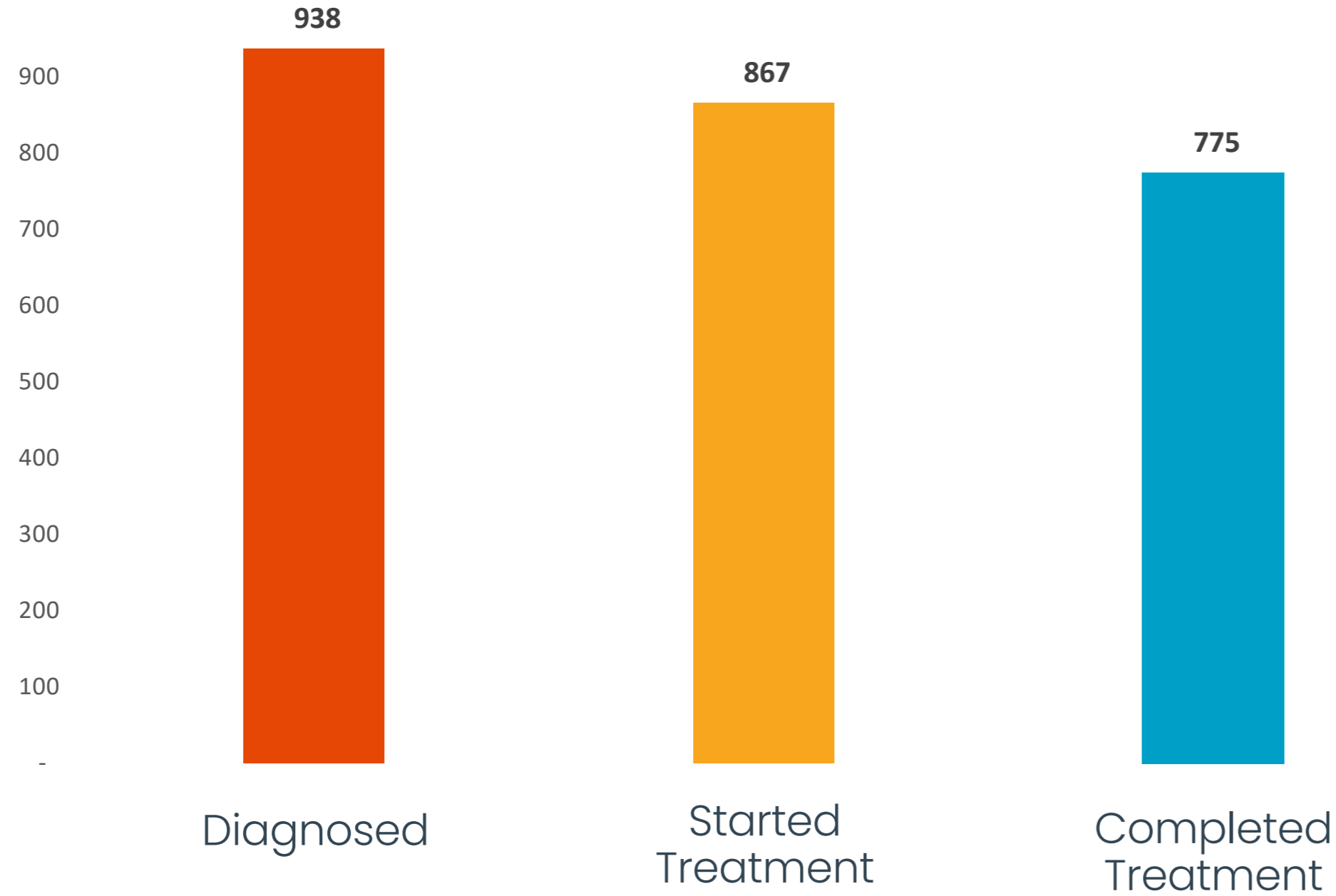
92,322



DYSENTERY CASES
Treated under 5 years

8,971

No. of Individuals Managed for TB



TB
SUSPECTS
70,270
PATIENTS



SUSPECTED
MALARIA

180,237
PATIENTS



Rapid Diagnostic
Test (RDT)
171,706



Slides
Examined
11,986

**No. of Individuals
Tested Positive for Malaria**

MP +ve



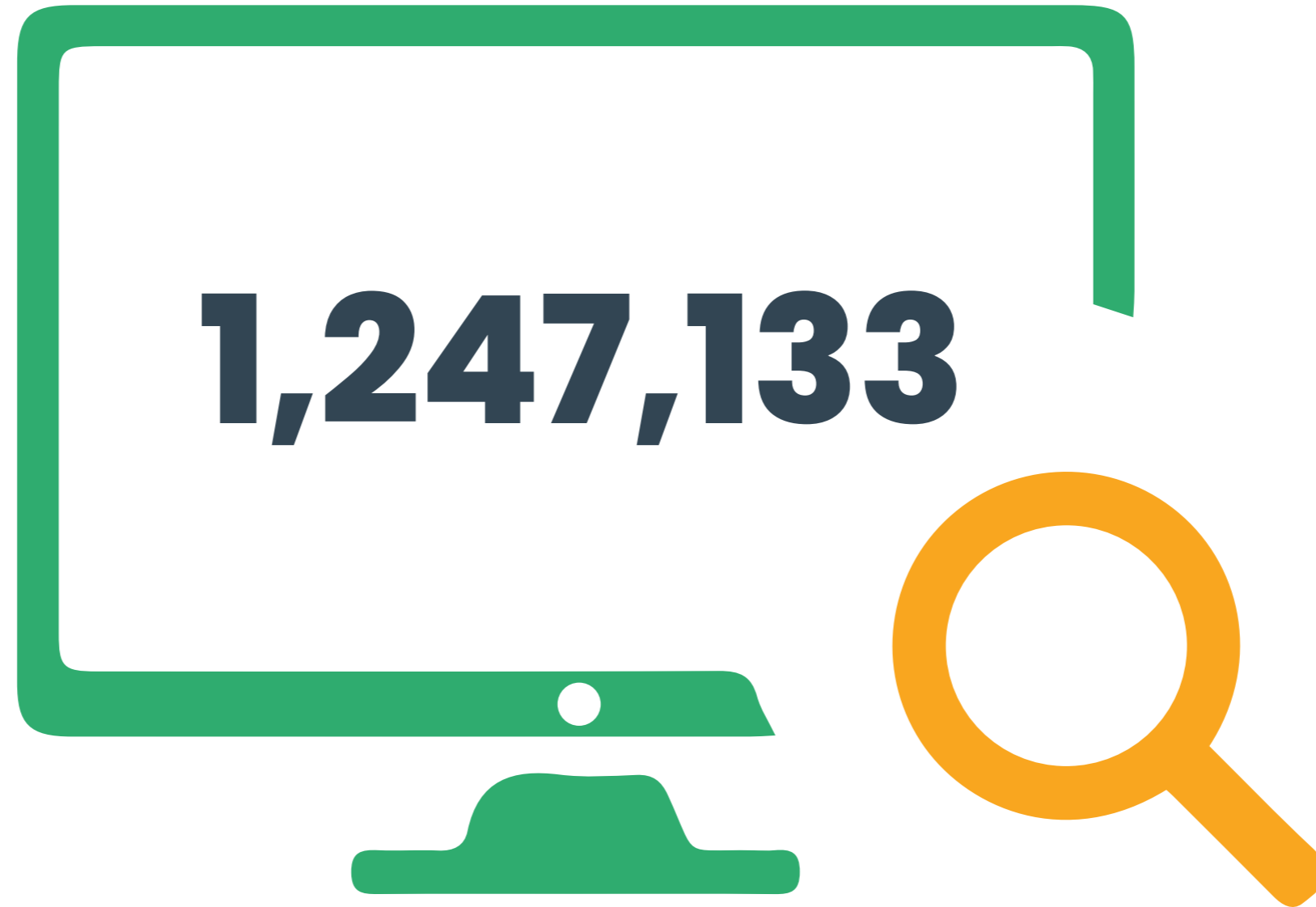
Slides P.
Falciparum +ve

Sides of P.
Vivax +ve

1,689

Diagnostic Services, including ultrasound

1,247,133





ANC VISITS




PNC VISITS



KMC Admissions
2,067



Total Deliveries Conducted
24,584



Normal Deliveries
23,149

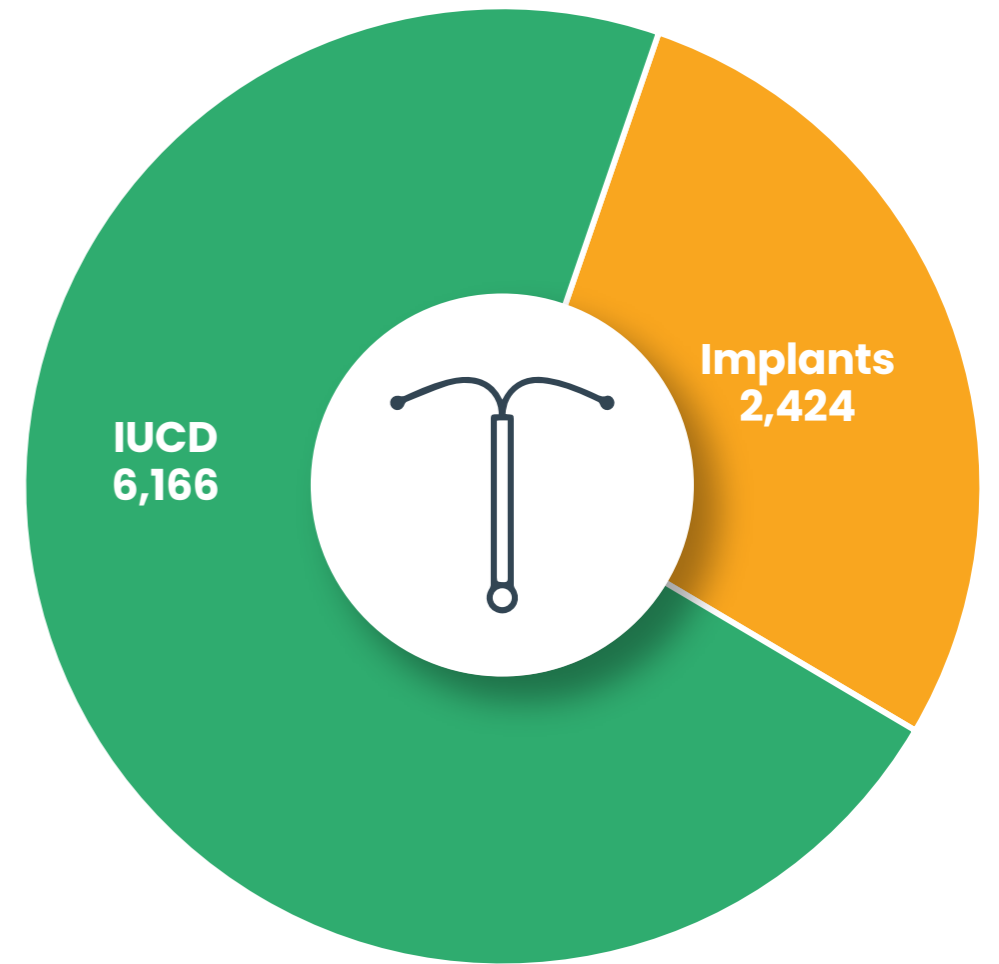
C- Section
1,435

MATERNAL HEALTH

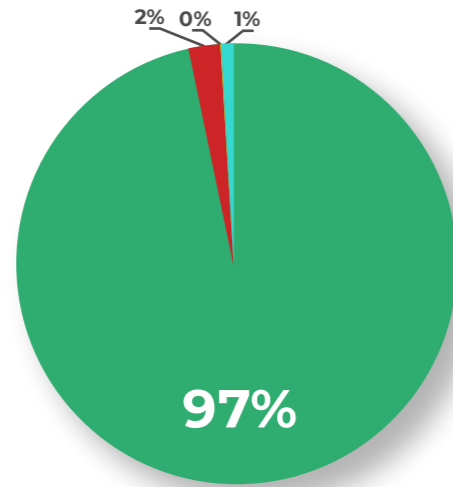
(ANC, PNC and Delivery Coverage)

452,479



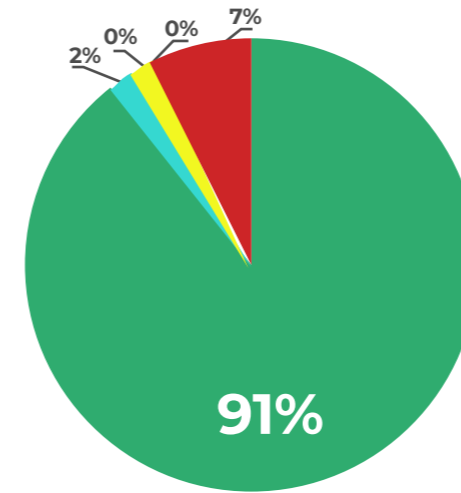


OTP Key Performance Indicators



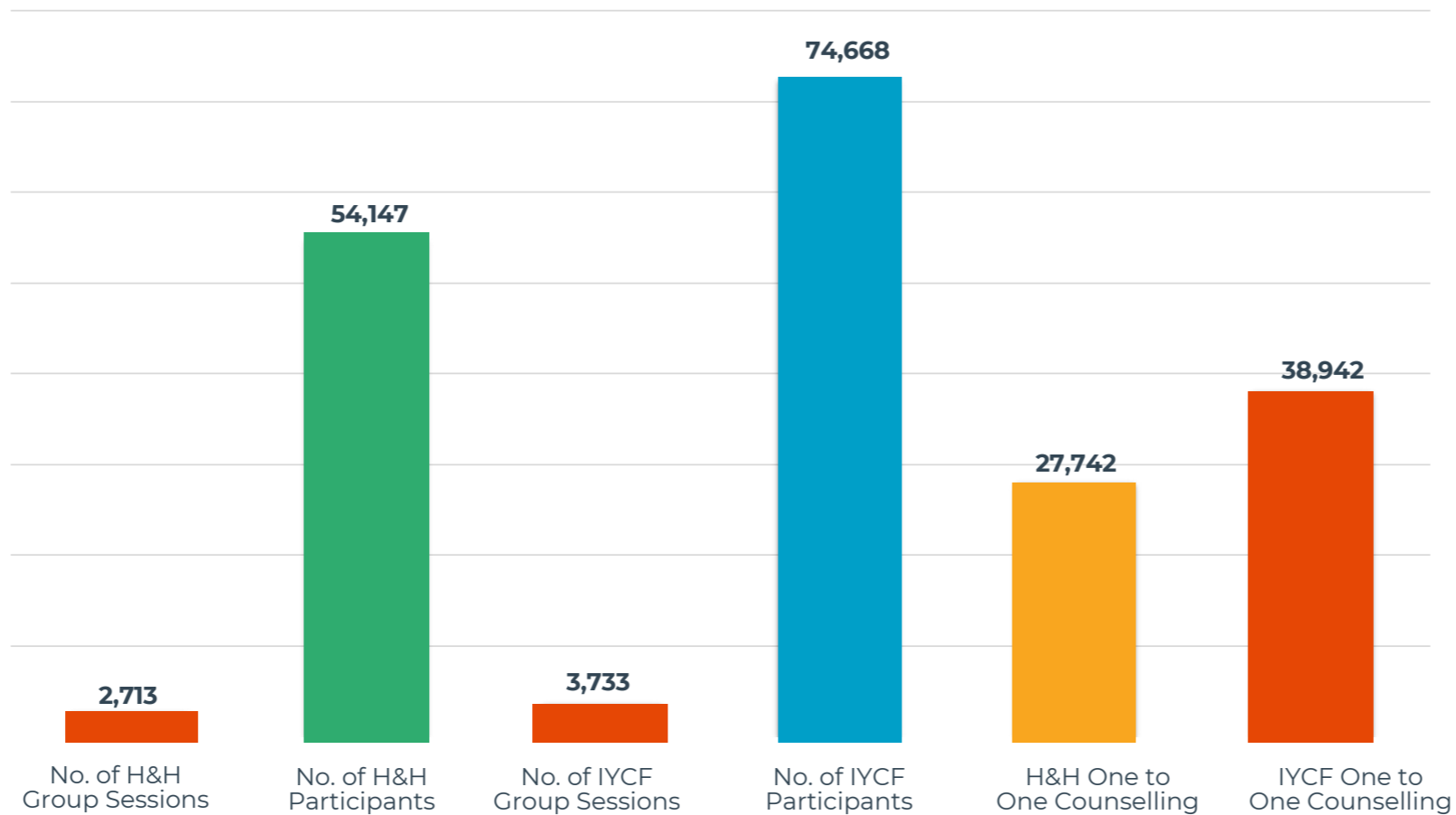
■ Cured ■ Default ■ Death ■ Non-Cured

Nutrition Stabilization Center Performance



■ Cured ■ LAMA ■ Death ■ Non-Cured ■ Medical Transfer Out

Awareness Sessions & Participants



NUTRITION PROGRAM



Data for RHCs and Others for April -26

Data for RHCs and Others for April-26			
Indicators	RHCs and above	BHU Plus, BHU, GDs and Others	Total
OPD	677,030	2,861,646	3,538,676
FP	9,861	99,295	109,156
ANC-1	14,491	66,472	80,963
NVD	3,429	19,720	23,149
C-Sections	1,435	0	1,435
Lab	266,141	874,713	1,140,854
Ultrasound	34,686	77,941	112,627
X-ray	15,023	2,023	17,046